







MICROWAVE SYNTHESIS OF 3- AND 4-SUBSTITUTED-5-((3-PHENYLPROPYL)THIO)-4H-1,2,4-TRIAZOLES

3- VE 4-SÜBSTİTÜE-5-((3-FENİLPROPİL)TİYO)-4H-1,2,4-TRİAZOLLERİN

MİKRODALGA SENTEZİ

Andrii A. SAFONOV^{1,*} , Alina V. NEVMYVAKA¹ , Olexandr I. PANASENKO¹ ,
Yevgeniy G. KNYSH² 

¹Zaporizhzhya State Medical University, Department of Natural Sciences for Foreign Students and Toxicological Chemistry, 69035, Zaporizhzhya, Ukraine.

²Zaporizhzhya State Medical University, Department of Management and Economics of Pharmacy, 69035, Zaporizhzhya, Ukraine.

ABSTRACT

Objective: The purpose of this work was to synthesize 3- and 4-substituted-5-((3-phenylpropyl)thio) 4H-1,2,4-triazoles by the Milestone Flexi Wave microwave synthesis system and choose the best method of synthesis.

Material and Method: The initial compounds 4-amino-5-(thiophen-2-ylmethyl)-4H-1,2,4-triazole-3-thiol (1) and 5-(2-bromophenyl)-4-phenyl-4H-1,2,4-triazole-3-thiol (3) were synthesized at the Department of Natural Sciences for Foreign Students and Toxicological Chemistry of the Zaporizhzhya State Medical University (Ukraine). Milestone Flexi Wave microwave synthesis system was used to synthesize 3- and 4-substituted-5-((3-phenylpropyl)thio)-4H-1,2,4-triazoles. The elemental analysis of synthesized compounds was established by the universal analyzer Elementar Vario L cube (CHNS). The ¹H spectra (at 400 MHz) were recorded in DMSO-d₆ on a Varian MR-400 spectrometer and analyzed with ADVASP™ Analyzer program. The gas chromatograph Agilent 7890B with a 5977B mass spectrometry detector (US) was used to define the completeness of the reactions and the individuality of the resulting compounds.

Result and Discussion: The reaction was carried out in *i*-propanol medium and an equivalent amount of sodium hydroxide. (3-Bromopropyl)benzene was added to starting substances 1 and 3. To study the completeness of the reaction, different reaction times were used. Conditions such as temperature, microwave radiation, pressure were unchanged. The temperature of the reaction mixture was kept at 165°C, pressure 12.2 bar, MW ≈ 540 W. The reaction time was set at 15 minutes, 30 minutes, and 45 minutes. The most effective reaction time for obtaining 3-(thiophen-2-ylmethyl)-4-amino-5-((3-phenylpropyl)thio)-4H-1,2,4-triazole (2) is

* **Corresponding Author / Sorumlu Yazar:** Andrii Safonov
e-mail / e-posta: 8safonov@gmail.com, **Phone / Tel.:** +38 066-177-71-06

45 minutes. The most energy efficient reaction time for 3-(2-bromophenyl)-4-phenyl-5-((3-phenylpropyl)thio)-4H-1,2,4-triazole (4) is 30 minutes heating. The signals of ^1H NMR for compounds 2 and 4 are consented with the proposed structure. The elemental analysis (CHNS) was accomplished for synthesized compounds to confirm their basic chemical structures and revealed acceptable agreement with the calculated percentages.

Keywords: Gas chromatography, heterocyclic compounds, ^1H NMR, synthesis, 1,2,4-triazole products

ÖZ

Amaç: Bu çalışmanın amacı, Milestone Flexi Wave mikrodalga sentez sistemi ile 3- ve 4-süstitüe-5-((3-fenilpropil)tiyo)-4H-1,2,4-triazollerini sentezlemek ve sentez için en iyi yöntemi belirlemektir.

Gereç ve Yöntem: Başlangıç bileşikleri olan 4-amino-5-(tiyofen-2-il-metil)-4H-1,2,4-triazol-3-tiyol (1) ve 5-(2-bromofenil)-4-fenil-4H-1,2,4-triazol-3-tiyol (3), Zaporizhzhya Devlet Tıp Üniversitesi (Ukrayna) Yabancı Öğrenciler için Doğa Bilimleri ve Toksikolojik Kimya Bölümü'nde sentezlendi. 3- ve 4-Süstitüe-5-((3-fenilpropil)tiyo)-4H-1,2,4-triazollerini sentezlemek için Milestone Flexi Wave mikrodalga sentez sistemi kullanıldı. Sentezlenen bileşiklerin elementel analizi, Elementar Vario L cube (CHNS) evrensel analiz cihazı ile gerçekleştirildi. ^1H -NMR spektrumları (400 MHz), DMSO- d_6 içerisinde Varian MR-400 spektrometresi ile çekildi ve ADVASP™ Analiz programı ile analiz edildi. Reaksiyonların tamamlanıp tamamlanmadığı ve elde edilen bileşiklerin tayini, 5977B kütle spektrometre detektörü içeren Agilent 7890B gaz kromatografisi ile gerçekleştirildi.

Sonuç ve Tartışma: Reaksiyon, *i*-propanol içerisinde ve eşdeğer miktarda sodyum hidroksit varlığında gerçekleştirildi. Başlangıç maddeleri 1 ve 3'e (3-bromopropil)benzen eklendi. Reaksiyonun tam olarak sonlanmasının takibi için farklı reaksiyon süreleri kullanıldı. Sıcaklık, mikrodalga radyasyonu, basınç gibi koşullar değiştirilmedi. Reaksiyon ortamının sıcaklığı 1650C'de, basınç 12.2 bar'da, MW \approx 540 W'da tutuldu. Reaksiyon süresi 15 dakika, 30 dakika ve 45 dakikaya ayarlandı. 3-(Tiyofen-2-il-metil)-4-amino-5-((3-fenilpropil)tiyo)-4H-1,2,4-triazol (2) elde etmek için en uygun reaksiyon süresi 45 dakikadır. 3-(2-Bromofenil)-4-fenil-5-((3-fenilpropil)tiyo)-4H-1,2,4-triazol (4) için en uygun reaksiyon süresi 30 dakika ısıtma olarak bulundu. Bileşik 2 ve 4 için ^1H NMR sinyalleri, önerilen yapı ile uyumludur. Sentezlenen bileşiklerin kimyasal yapılarını doğrulamak için elementel analiz (CHNS) yapıldı ve hesaplanan yüzdeler kabul edilebilir aralıkta bulundu.

Anahtar Kelimeler: Gaz kromatografisi, heterosiklik bileşikler, ^1H NMR, sentez, 1,2,4-triazol

INTRODUCTION

The search for a new substance that would have a biological and pharmacological effect [1-4] can be equated to finding a needle in a haystack. If there is no appropriate strategy and plan, this conception is desperate.

Most scientists are trying to find just that substance based on heterocyclic compounds. A rather interesting heterocyclic compound, on the basis of which a huge number of new biologically active substances has already been synthesized, is the nucleus of 1,2,4-triazole [5-8]. The new compounds 1,2,4-triazole derivatives have a variety of designs and structures.

Quite interesting methods for obtaining 1,2,4-triazole derivatives using various reagents and reaction conditions are described [9, 10]. Many hours of reactions are mainly used to obtain these substances.

A somewhat new aspect in the synthesis of 1,2,4-triazole derivatives is the use of the microwave synthesis system [11-13]. The authors claim that these systems can speed up the reaction several times and increase the quantitative yields.

To confirm this theory, we also chose the microwave synthesis system, that's why the aim of the work was to synthesize 3- and 4-substituted-5-((3-phenylpropyl)thio)-4H-1,2,4-triazoles by the Milestone Flexi Wave microwave synthesis system and choose the best method of synthesis.

MATERIAL AND METHOD

Chemicals

The initial compounds 4-amino-5-(thiophen-2-ylmethyl)-4H-1,2,4-triazole-3-thiol (1) and 5-(2-bromophenyl)-4-phenyl-4H-1,2,4-triazole-3-thiol (3) were synthesized at the Department of natural sciences for foreign students and toxicological chemistry of the Zaporizhzhya State Medical University (Ukraine) and purified by recrystallization with content of the main component $\geq 95\%$ [14]. The sodium hydroxide (98%), 1-propanol (anhydrous, 99,7%) and (3-bromopropyl)benzene (98%) were obtained from SIGMA-ALDRICH (Germany).

Equipment

It was used as equipment the following devices. Milestone Flexi Wave microwave synthesis system (technical specifications: rotor SK-15, maximum volume - 100 ml, minimum volume - 10 ml, maximum working pressure - 100 bar, maximum temperature - 300°C, maximum shutter speed 220°C - 30 min). To determine the melting point was used the open capillary method on the OptiMelt MPA100 device with platinum RTD sensor and temperature measurements to 400°C with 0.1°C resolution. The elemental analysis of synthesized compounds was established by the universal analyzer Elementar Vario L cube (CHNS) (standard - sulfanilamide). The Varian MR-400 spectrometer and ADVASPTM Analyzer program (Umatek International Inc.) were used for recording the ¹H spectra (at 400 MHz and 100 MHz) (DMSO-d₆, $\delta = 2.49$ ppm as internal standard). The gas chromatograph Agilent 7890B with a 5977B mass spectrometry detector (US) was used to define the completeness of the reactions and the individuality of the 3-(thiophen-2-ylmethyl)-4-amino-5-((3-phenylpropyl)thio)-4H-1,2,4-triazole (2) and 3-(2-bromophenyl)-4-phenyl-5-((3-phenylpropyl)thio)-4H-1,2,4-triazole (4). The column is DB-5ms 30 m x 250 μ m x 0.25 μ m with length. The gas-carrier speed (helium) is 2.0 ml/min. Injection volume - 0.5 μ l. Separation of the flow is 1:25. The temperature of the sampling unit is 300°C \rightarrow 10°C / s \rightarrow 310°C. Thermostat temperature: programmable, initial temperature 90°C (1 minute delay) \rightarrow 40°C/min \rightarrow 240°C \rightarrow 10°C/min \rightarrow 280°C \rightarrow 2°C/min \rightarrow 300°C (delay 31,25 min.). The total time of examination is 50 min. Temperature of interface GS/MS - 280°C; ion sources - 230°C; quadrupole mass analyzer - 150°C. Type of ionization: EI with electron energy of 70 eV. The range of mass numbers that was scanned: 50-500 m/z.

Characterization of 3-(thiophen-2-ylmethyl)-4-amino-5-((3-phenylpropyl)thio)-4H-1,2,4-triazole (2)

Bright brown powder; yield 76.8%; m.p. 174-1760C; ¹HNMR (400 MHz, DMSO-d₆, δ=ppm): 7.50 (2H, m, Ar-H); 7.37 (1H, d, thiophen-H); 7.26(3H, m, Ar-H); 6.81 (1H, t, thiophen-H); 6.64 (1H, d, thiophen-H); 5,86 (2H, s, NH₂); 3.88 (2H, s, CH₂); 3.11 (2H, t, CH₂); 2.66 (2H, t, CH₂); 2.04 (2H, m, CH₂); CHNS elemental analysis Calcd. for (C₁₆H₁₈N₄S₂) : found C% 57.98, H% 5.47, N% 16.99, S% 19.48; calculated C% 58.15, H% 5.49, N% 16.95, S% 19.48 MH 330.

Characterization of 3-(2-bromophenyl)-4-phenyl-5-((3-phenylpropyl)thio)-4H-1,2,4-triazole (4)

Yellow powder; yield 81.6%; m.p. 149-1510C; ¹HNMR (400 MHz, DMSO-d₆, δ=ppm): 7.67 (2H, m, Ar-H); 7.53 (6H, m, Ar-H); 7.39 (2H, m, Ar-H); 7.26 (4H, m, Ar-H); 3.15 (2H, t, CH₂); 2.64 (2H, t, CH₂); 2.01 (2H, m, CH₂); CHNS elemental analysis Calcd. for (C₂₃H₂₀BrN₃S) : found C% 61.53, H% 4.49, N% 9.38, S% 7.15; calculated C% 61.33, H% 4.48, N% 9.33, S% 7.12. MH 450.

RESULT AND DISCUSSION

As starting materials were used 4-amino-5-(thiophen-2-ylmethyl)-4H-1,2,4-triazole-3-thiol (1) and 5-(2-bromophenyl)-4-phenyl-4H-1,2,4-triazole-3-thiol (3) which were synthesized and described by us earlier [14]. 3- and 4-substituted-5-((3-phenylpropyl)thio)-4H-1,2,4-triazoles were obtained by adding (3-bromopropyl)benzene to starting substances 1 and 3. The synthesis was performed in *i*-propanol medium and an equivalent amount of sodium hydroxide.

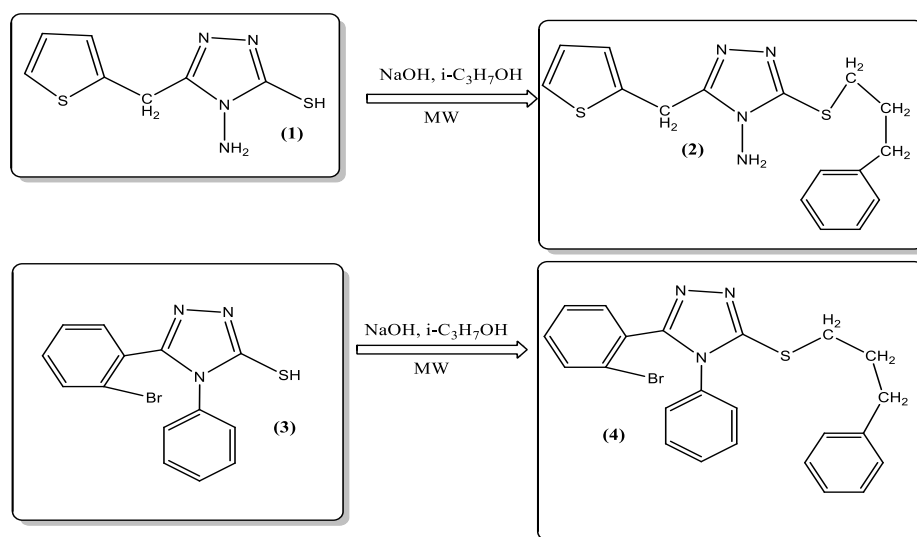


Figure 1. Synthesis of 3-(thiophen-2-ylmethyl)-4-amino-5-((3-phenylpropyl)thio)-4H-1,2,4-triazole (2) and 3-(2-bromophenyl)-4-phenyl-5-((3-phenylpropyl)thio)-4H-1,2,4-triazole (4)

Different reaction times were used to study the completeness of the reaction. Conditions (temperature, microwave radiation, pressure) were unchanged. The temperature of the reaction mixture was kept at 165°C, pressure 12.2 bar, MW \approx 540 W (Fig. 2).

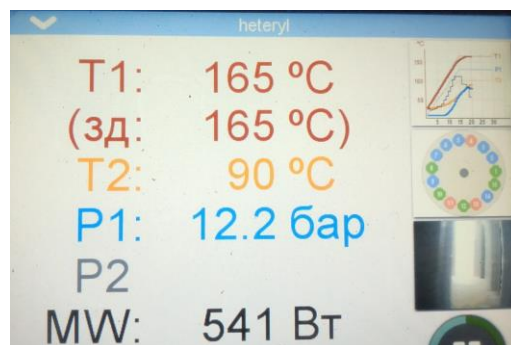


Figure 2. Conditions of microwave synthesis of 3- and 4-substituted-5-((3-phenylpropyl)thio)-4H-1,2,4-triazoles

For synthesis 3-(thiophen-2-ylmethyl)-4-amino-5-((3-phenylpropyl)thio)-4H-1,2,4-triazole (2) (Fig. 3) and 3-(2-bromophenyl)-4-phenyl-5-((3-phenylpropyl)thio)-4H-1,2,4-triazole (4) (Fig. 9) the reaction time was set at 15 minutes, 30 minutes, and 45 minutes. The completeness of the reaction was determined using a gas chromatograph Agilent 7890B with a mass spectrometric detector 5977B.

The most effective method for obtaining 3-(thiophen-2-ylmethyl)-4-amino-5-((3-phenylpropyl)thio)-4H-1,2,4-triazole: the temperature of the reaction mixture is 165°C, pressure is 12.2 bar, MW \approx 540 W, reaction time is 45 minutes.

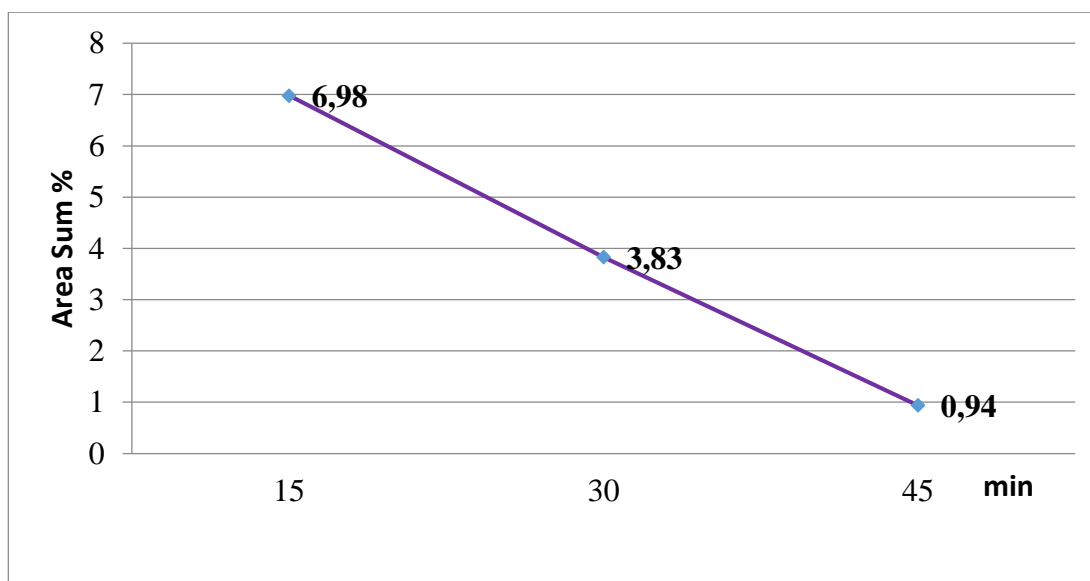


Figure 3. Concentration change of (3-bromopropyl)benzene

As can be seen from Fig. 4 the concentration of (3-bromopropyl)benzene decreases over time and the most effective is 45 minutes heating.

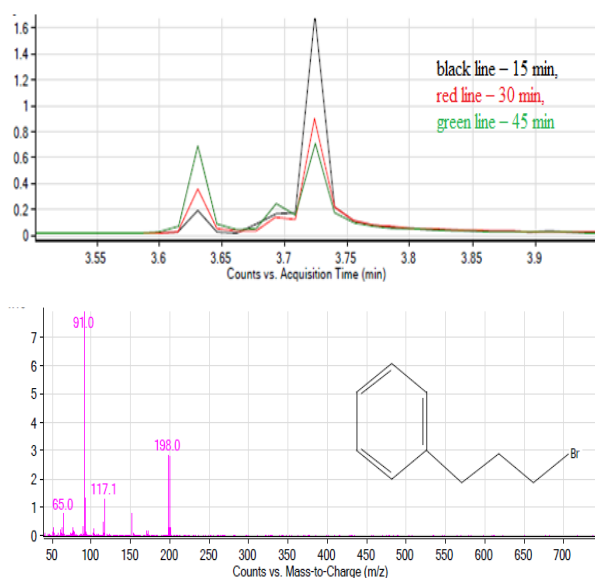


Figure 4. Common chromatogram of the reaction mixture and mass spectrum of (3-bromopropyl)benzene

Over time, the concentration of 3-(thiophen-2-ylmethyl)-4-amino-5-((3-phenylpropyl)thio)-4H-1,2,4-triazole also increases accordingly and after 45 minutes of heating the maximum concentration occurs (Fig. 5).

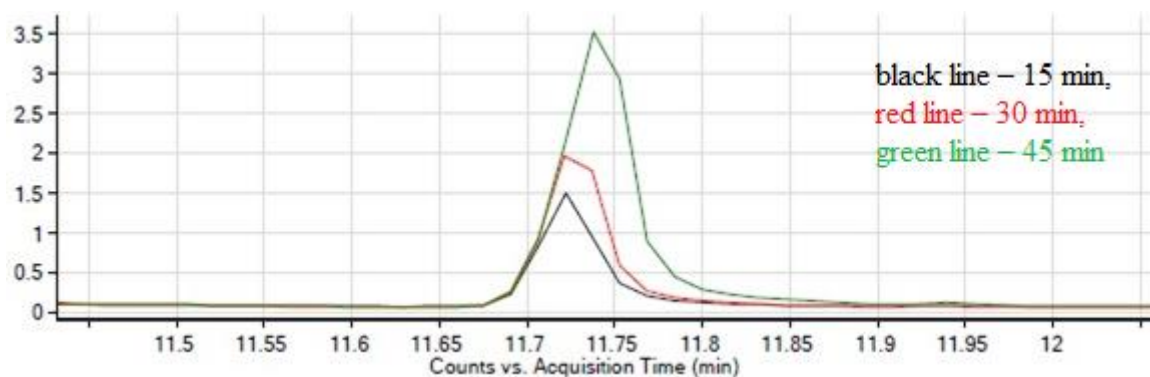


Figure 5. Common chromatogram of the reaction mixture of 3-(thiophen-2-ylmethyl)-4-amino-5-((3-phenylpropyl)thio)-4H-1,2,4-triazole

A molecular peak with a value of 330,1 (m/z) corresponds to 3-(thiophen-2-ylmethyl)-4-amino-5-((3-phenylpropyl)thio)-4H-1,2,4-triazole and match the calculated theoretical value (Fig. 6).

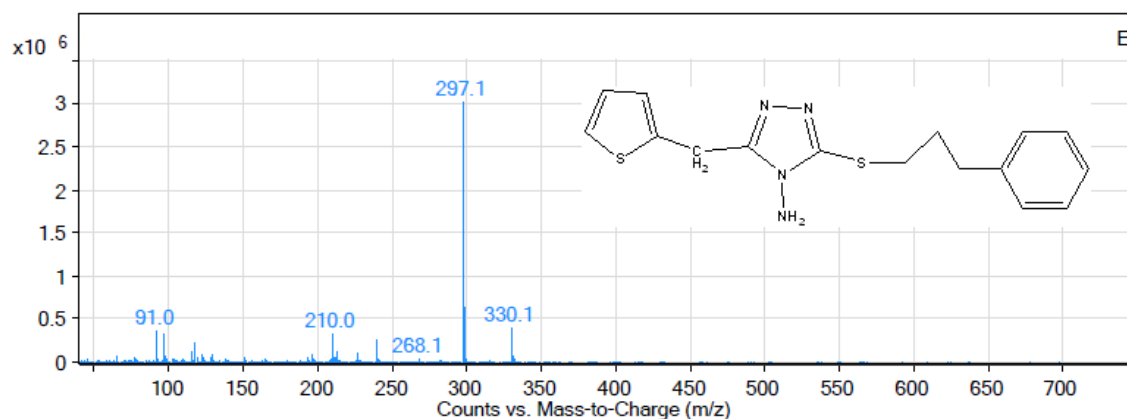


Figure 6. Mass spectrum of 3-(thiophen-2-ylmethyl)-4-amino-5-((3-phenylpropyl)thio)-4H-1,2,4-triazole

A slightly different situation is observed for microwave synthesis of 3-(2-bromophenyl)-4-phenyl-5-((3-phenylpropyl)thio)-4H-1,2,4-triazole (Fig. 7).

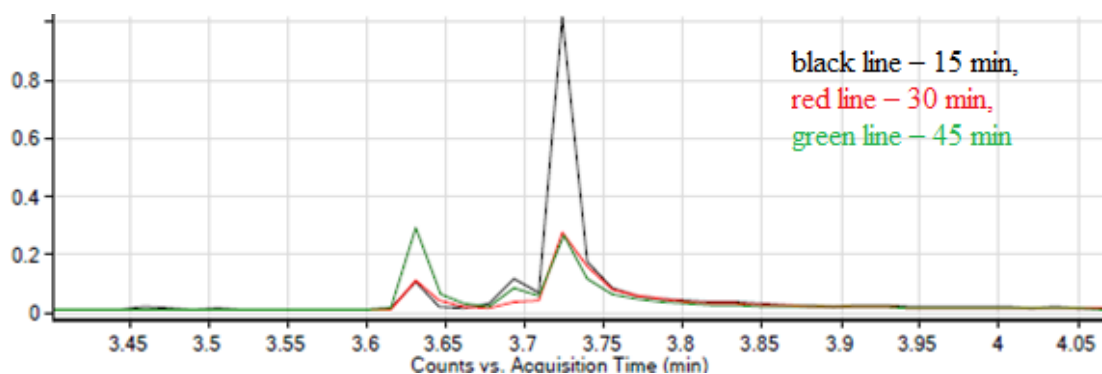


Figure 7. Common chromatogram of the reaction mixture of (3-bromopropyl)benzene

After 45 minutes heating, there is almost no change in concentration of 3-bromopropyl)benzene. The most energy efficient method is 30 minutes heating. Studying the chromatogram of compound 4 we can say the same (Fig. 8).

Analyzing the GS/MS chromatogram in the MS spectrum there is a molecular peak with a value of 451.1 (m/z), which corresponds to the calculated theoretical value of 3-(2-bromophenyl)-4-phenyl-5-((3-phenylpropyl)thio)-4H-1,2,4-triazole (Fig. 9).

In conclusion, 3-(thiophen-2-ylmethyl)-4-amino-5-((3-phenylpropyl)thio)-4H-1,2,4-triazole (2) and 3-(2-bromophenyl)-4-phenyl-5-((3-phenylpropyl)thio)-4H-1,2,4-triazole (4) (Fig. 2) were synthesized and characterized. The structure of synthesized compounds is confirmed using Elemental analysis (CHNS), ¹HNMR and Chromatographic mass spectral analysis. When the temperature of the reaction mixture was kept at 1650C, pressure 12.2 bar and MW ≈ 540 W, the most effective reaction

time is 45 minutes for compound 2 and the most energy efficient method for compound 4 is 30 minutes heating.

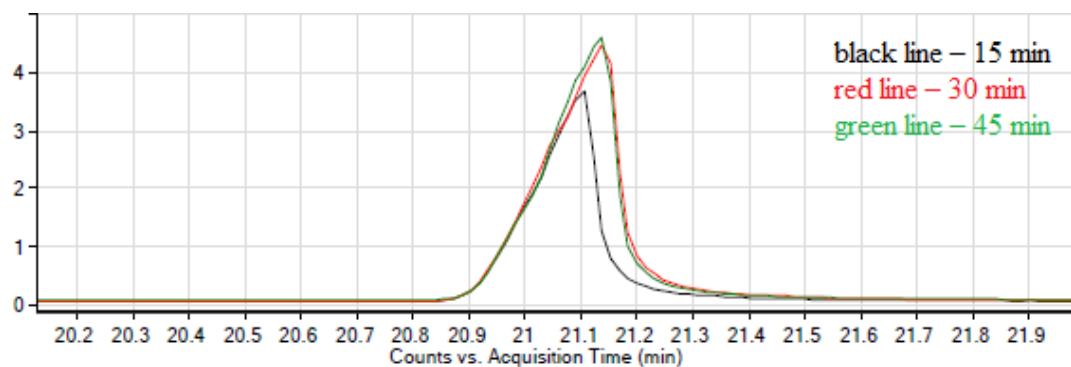


Figure 8. Common chromatogram of the reaction mixture of 3-(2-bromophenyl)-4-phenyl-5-((3-phenylpropyl)thio)-4H-1,2,4-triazole

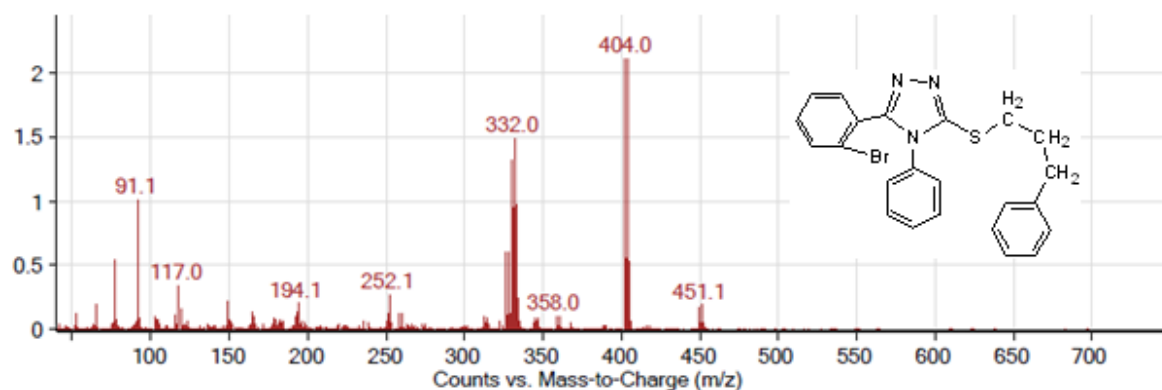


Figure 9. Mass spectrum of 3-(2-bromophenyl)-4-phenyl-5-((3-phenylpropyl)thio)-4H-1,2,4-triazole

ACKNOWLEDGEMENT

We're grateful to the Zaporizhzhya State Medical University for providing some facilities in carrying out the research.

AUTHOR CONTRIBUTIONS

Conception: A.A.S., A.V.N., O.S.P.; Design: Y.G.K., A.A.S., A.V.N.; Supervision: O.I.P., Y.G.K.; Resources: A.A.S., A.V.N.; Materials: O.I.P., Y.G.K.; Data collection and/or processing: A.A.S., O.I.P., A.V.N., Y.G.K.; Analysis and/or interpretation: A.A.S.; Literature search: A.V.N.; Writing manuscript: A.A.S., A.V.N., O.I.P., Y.G.K.; Critical review: A.A.S., A.V.N., O.I.P., Y.G.K.; Other: -

CONFLICT OF INTEREST

The authors declare no conflict of interest.

REFERENCES

1. Frolova, Y., Kaplaushenko, A., Nagornaya, N. (2020). Design, synthesis, antimicrobial and antifungal activities of new 1,2,4-triazole derivatives containing 1H-tetrazole moiety. *Ankara Üniversitesi Eczacılık Fakültesi Dergisi*, 44(1), 70-88. [CrossRef]
2. Shcherbyna, R. (2020). An investigation of the pharmacokinetics and potential metabolites of potassium 2-((4-amino-5-(morpholinomethyl)-4H-1,2,4-triazol-3-yl)thio)acetate on rats. *Ankara Üniversitesi Eczacılık Fakültesi Dergisi*, 44(2), 233-241. [CrossRef]
3. Shcherbyna, R., Vashchyk, Y. (2019). The research of 1,2,4-triazole derivatives hepatoprotective activity under tetracycline and infectious hepatitis. *Ankara Üniversitesi Eczacılık Fakültesi Dergisi*, 43(2), 135-146. [CrossRef]
4. Vashchyk, Y., Shcherbyna, R., Parchenko, V., Bushueva, I., Gutyj, B., Fotina, H., Stronskyi, Y. (2020). Histological study of a corrective influence of a compound potassium 2-((4-amino-5-(morpholinomethyl)-4H-1,2,4-triazol-3-yl)thio)acetate (pkr-173) on the state of chicken's liver under infection by pseudomonas aeruginosa. *Ankara Üniversitesi Eczacılık Fakültesi Dergisi*, 44(1), 1-17. [CrossRef]
5. Shcherbyna, R., Parchenko, V., Martynyshyn, V., Hunchak, V. (2018). Evaluation of acute and subacute toxicity of oil liniment based on 4-((5-(decylthio)-4-methyl-4H-1,2,4-triazol-3-yl)methyl)morpholine. *Ankara Üniversitesi Eczacılık Fakültesi Dergisi*, 42(1), 43-52. [CrossRef]
6. Rud, A.M., Kaplaushenko, A.G., Pruglo, Y.S., Frolova, Y.S. (2018). Establishment of diuretic activity indicators for (3-thio-4-R-4-H-1,2,4-triazole-5-yl)(phenyl)methanols and their derivatives. *Current Issues in Pharmacy and Medicine: Science and Practice*, 2, 215-219. [CrossRef]
7. Hulina, Y.S., Kaplaushenko, A.G. (2018). Synthesis, physicochemical properties and further transformations in the series 5-((1H-tetrazol-1-yl)methyl)-4-R-4H-1,2,4-triazol-3-thiols and their chemical transformations. *Russian Journal of Biopharmaceuticals*, 10(1), 26-30, from <https://submit.biopharmj.ru/ojs238/index.php/biopharmj/article/view/439>.
8. Shcherbyna, R., Parchenko, V., Varynskyi, B., Kaplaushenko, A. (2019). The development of HPLC-DAD method for determination of active pharmaceutical ingredient in the potassium 2-((4-amino-5-(morpholinomethyl)-4H-1,2,4-triazol-3-yl)thio)acetate substance. *Current Issues in Pharmacy and Medical Sciences*, 32(1), 5-9, from <https://sciendo.com/downloadpdf/journals/cipms/32/1/article-p5.pdf>
9. Shcherbyna, R., Parchenko, V., Safonov, A., Bushueva, I., Zazharskiy, V., Zazharskiy, V., Borovik, I. (2018). Synthesis and research of the impact of new derivatives of 4-R-3

- (morpholinomethyl)-4H-1,2,4-triazole-5-thiol on cultural attributes of pathogenic M. Bovis. *Research Journal of Pharmaceutical Biological and Chemical Sciences*, 9(2), 70-79, from [https://www.rjpbcs.com/pdf/2018_9\(2\)/\[11\].pdf](https://www.rjpbcs.com/pdf/2018_9(2)/[11].pdf)
10. Shcherbyna, R. A., Panasenko, A. I., Knysh, E. G., & Varinsky, B. A. (2014). Synthesis and physicochemical properties of 2-((4-R-3-(morpholinomethylene)-4H-1,2,4-triazol-5-yl)thio)acetic acids. *Current Issues in Pharmacy and Medicine: Science and Practice*, 3(16), 18-21, from <http://pharmed.zsmu.edu.ua/article/view/30016/26747>
 11. Mermer, A., Demirbaş, N., Şirin, Y., Uslu, H., Özdemir, Z., Demirbaş, A. (2018). Conventional and microwave prompted synthesis, antioxidant, anticholinesterase activity screening and molecular docking studies of new quinolone-triazole hybrids. *Bioorganic chemistry*, 78, 236-248. [\[CrossRef\]](#)
 12. Shcherbyna, R. (2019). Microwave-assisted synthesis of some new derivatives of 4-substituted-3-(morpholinomethyl)-4H-1, 2, 4-triazole-5-thioles. *Ankara Üniversitesi Eczacılık Fakültesi Dergisi*, 43(3), 220-229. [\[CrossRef\]](#)
 13. Safonov, A. (2020). Microwave synthesis of new N-R-3-(alkylthio)-5-(thiophen-2-ylmethyl)-1,2,4-triazol-4-amines. *Ankara Üniversitesi Eczacılık Fakültesi Dergisi*, 44(1), 89-98. [\[CrossRef\]](#)
 14. Safonov, A.A., Panasenko, O.I., Knysh, E.G., Varinsky, B.O. (2014). Synthesis and physicochemical properties of 4-amino-5-(thiophen-2-ylmethyl)-4H-1,2,4-triazole-3-thiol derivatives. *Collection of scientific works of the Ukrainian Military Medical Academy. Problems of military health*, 42, 381-385. [\[CrossRef\]](#)